

Materials and Instructions

Materials

- Paper Plates
- Glue
- Crayons
- Scissors
- Green and Red Construction Paper

Instructions


- Cut out the candles
- Color it the appropriate color
- Cut out a hole in the center of the paper plate
- Use the leaf stencils to trace and cut out leaves
- Attach leaves to the wreath
- Tape down the candles onto your wreath
- Fold down the flames until it's the right week to "light" them!

Suggested Themes

- Hope
Isaiah 9:2
- Peace
Isaiah 9:6-7
John 14:27
- Joy
Isaiah 65:18
Galatians 5:22-25
- Love
Deuteronomy 10:17-19a John 13:34-35


First Week of Advent: Purple

**H
O
P
E**




*Second Week of Advent:
Purple*

**P
E
A
C
E**




Third Week of Advent: Pink

*J
O
Y*



*Fourth Week of Advent:
Purple*

*L
O
V
E*



Christmas Day: White

**C
H
R
I
S
T**

